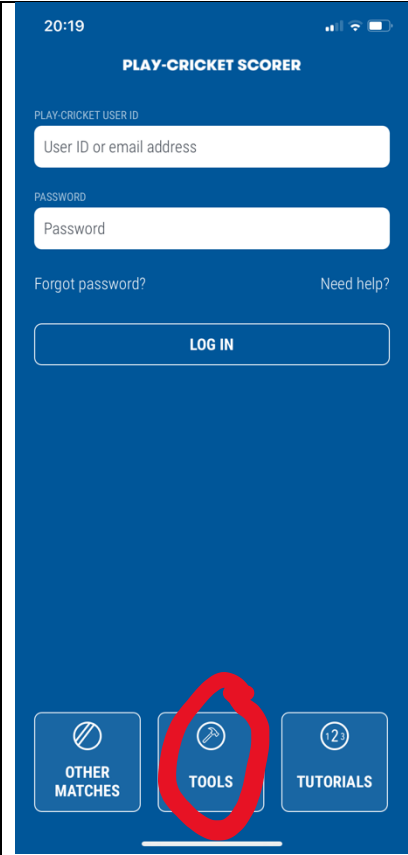
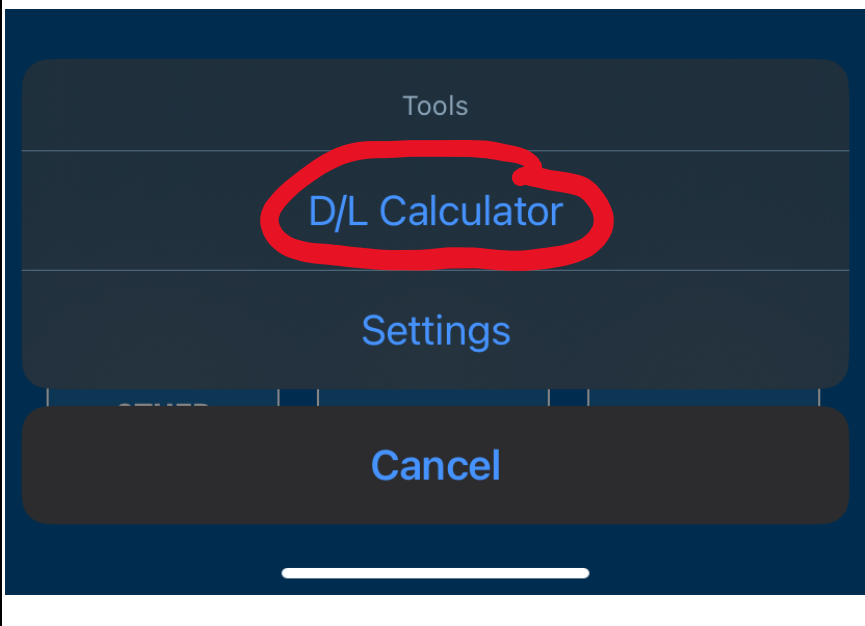
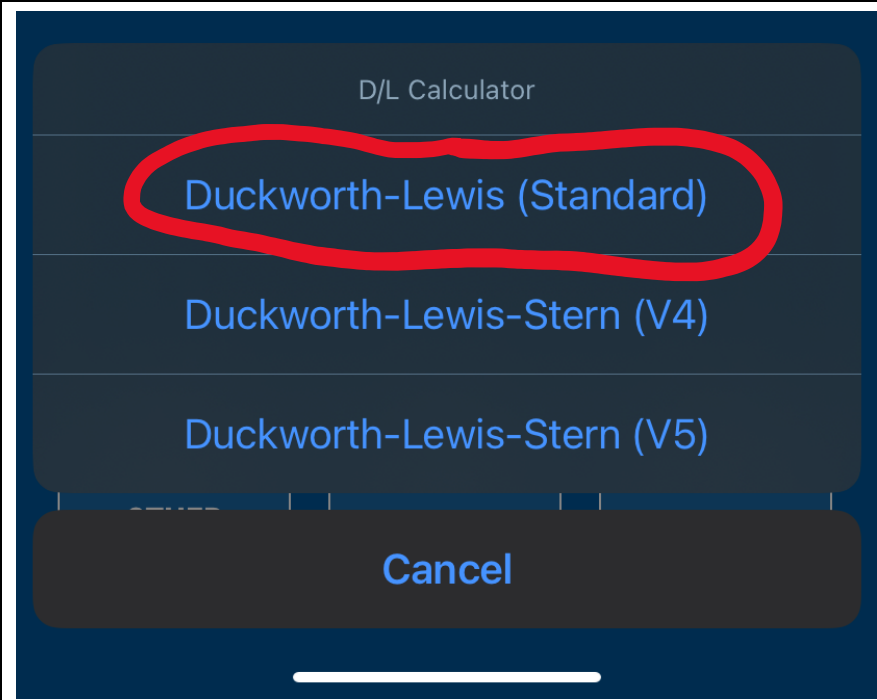


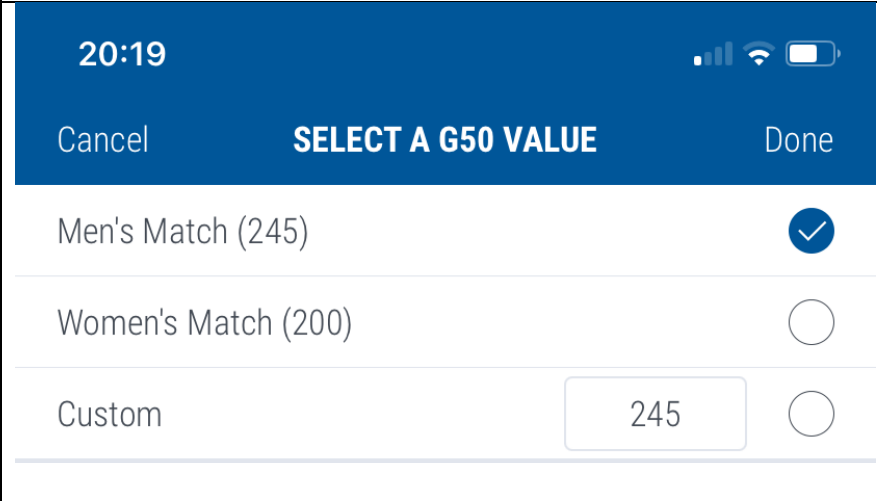
# Duckworth Lewis Using Play Cricket Scorer

Play Cricket Scorer is a free app provided by ECB and is available on Apple and Google App stores. You do not need to score the game to use the DLS calculator

	<p>Open the Play Cricket Scorer app</p> <p>At the bottom of the login screen, press the “TOOLS” button</p>
	<p>Press the “D/L Calculator” button</p>



Select "Duckworth Lewis Standard"



Select "Men's Match (245)"

20:20 📶 🔋

Cancel **D/L CALCULATOR** Clear

Overs:  G50 Value: 245

	1st Innings	2nd Innings
	OVERS	RUNS
<b>BT</b> Batting Team 1		
TOTAL	50	<input type="text"/>

Suspension Periods  >

This brings up the screen where you can enter the match data.

- 1) The number of overs at the start of the innings
- 2) The total at the end of the first innings (if there are no stoppages, then it's straightforward)
- 3) Enter any stoppages by pressing the arrow in the "Suspension Periods" area

20:20 📶 🔋

Cancel **SUSPENSION PERIODS** Done

NEW SUSPENSION PERIOD

For each suspension period, click "New Suspension Period"

20:21 📶 🔋

Cancel **SUSPENSION PERIODS** Done

Suspension 1 ⊗

AT OVER  ④

RUNS  ⑤

WICKETS LOST  ⑥

OVERS REMAINING AFTER SUSPENSION  ⑦

NEW SUSPENSION PERIOD

Enter the details relevant at the end of the suspension

- 4) The number of overs bowled when play stopped
- 5) The total runs when play stopped
- 6) Wickets lost when play stopped
- 7) The overs remaining when play restarts

Click done to return to main screen or "New Suspension Period to ass another stoppage.

20:21 📶 🔋

Cancel **D/L CALCULATOR** Clear

Overs:  G50 Value:

1st Innings
2nd Innings ⑩

	OVERS	RUNS
<span style="background-color: #e91e63; color: white; border-radius: 50%; padding: 2px 6px; font-weight: bold;">BT</span> <b>Batting Team 1</b>	<span style="font-size: 2em; font-weight: bold;">⑧</span> TOTAL 34	<span style="font-size: 2em; font-weight: bold;">⑨</span> <input type="text" value="145"/>

Suspension Periods ➤

- 8) Total number of overs in first innings
- 9) Score at end of first innings
- 10) Press "2<sup>nd</sup> Innings" for second innings details.

20:21 📶 🔋

Cancel **D/L CALCULATOR** Clear

Overs:  G50 Value: 245

	1st Innings	2nd Innings
	OVERS	RUNS
<b>BT</b> Batting Team 2	TARGET SCORE 34	152
PAR SCORE	<input type="text" value="0"/> <b>(11)</b>	<input type="text" value="0"/> <b>(13)</b>
		<input type="text" value="0"/> <b>(12)</b>
Suspension Periods <b>(14)</b>		>

- To calculate the par score at any point:
- 11) Enter the overs bowled (generally the par score at the end of the next over Ned's to be displayed)
  - 12) Enter the wickets lost
  - 13) 13 is the Par Score
  - 14) Add any suspension periods as above.